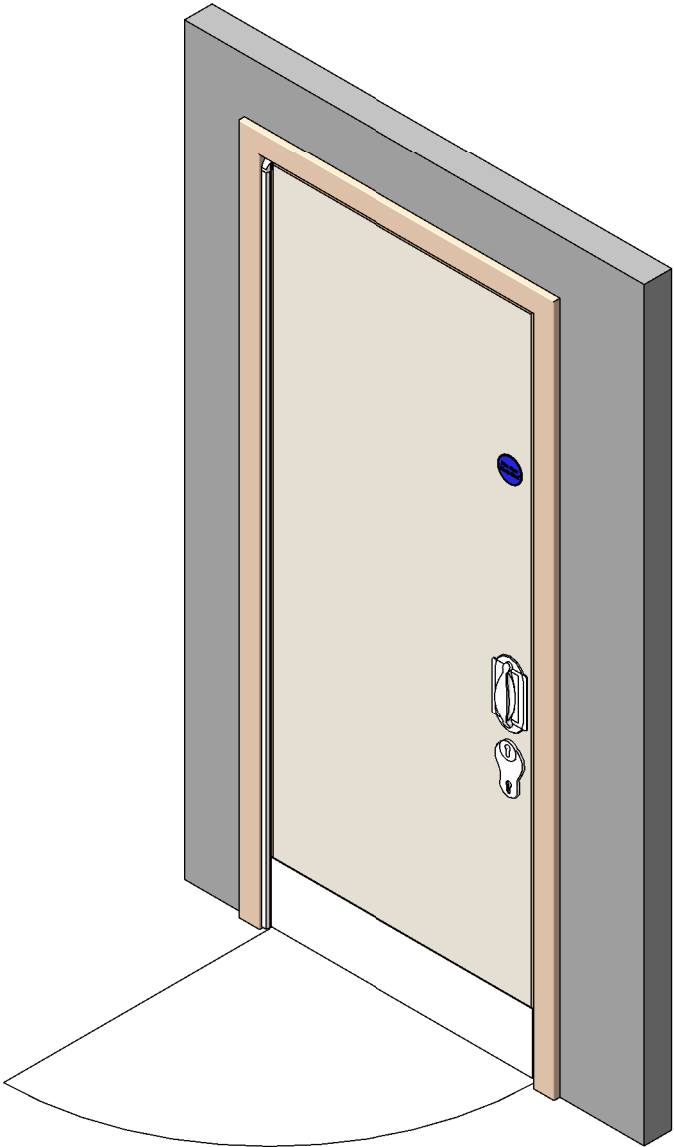


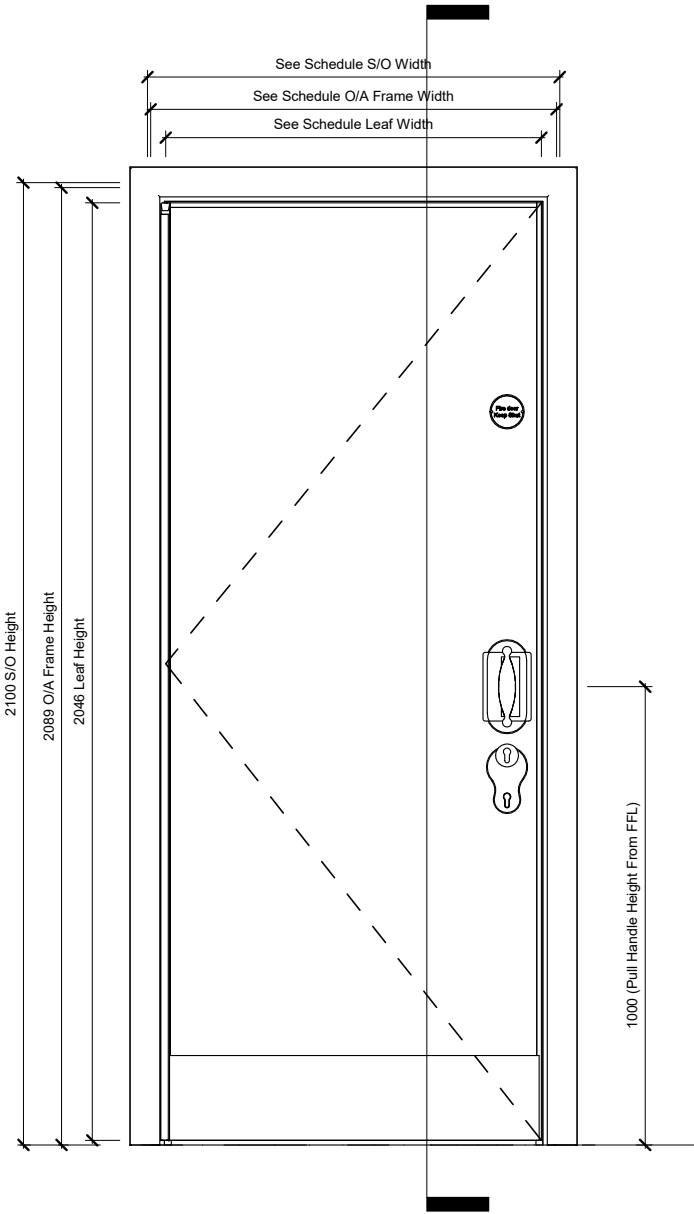
Rev By	Date	Description of Revision	Rev No.	Drawing Title: Single Leaf Door Type 00 MHD		
				Contract: LW Doorsets		
				Scale: 1:5 & 1:15	Requested By:	Drawn By: IN
				Initial Drawing: 20/06/2023	Revision:	Drawing No: Type 00 MHD SL



c/o Bizspace, Planetary Business Centre
Planetary Road
WV13 3SW
T 01602 866 561
W lloydworrall.co.uk
E enquiries@lloydworrall.co.uk

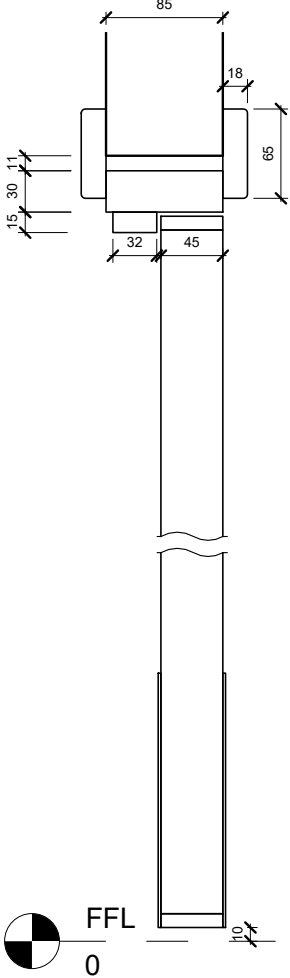


01 3D External View

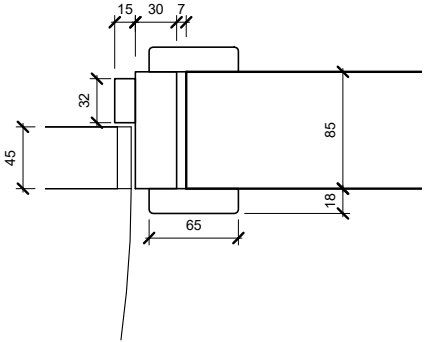


02 Door Elevation
1 : 15

03 Head Detail
1 : 5



04 Undercut Detail
1 : 5



05 Jamb Detail
1 : 5

Door Schedule																																				
Description	RoomName	DoorNumber	StructuralOpeningHeight	StructuralOpeningWidth	OverallFrameHeight	OverallFrameWidth	FrameDepth	FrameThickness	LeafThickness	Undercut	DoorCore	DoorFacingType	DoorFacingSpecies	DoorType	DoorFacingCulReference	ExposedOrConcealedLips	LippingSpecies	Fire Rating	Operation	Hinge/PivotNo	Hinge/PivotType	LockCase	FlushOrCloak	FrameRequired	FrameType	FrameFinish	FrameMaterial	dB	DoorFacing	DoorFinish	DoorAction	ApertureSize	BillableHours	BatchNumber	IronmongerySetRef	
Single Leaf Door Type 00 MHD	TBC	TBC	2100	900	2089	886	TBC	30	45	10	TBC	TBC	TBC	Type 00 MHD	TBC	TBC	n/a	TBC	Clockwise	1	TBC	TBC	TBC	Yes	n/a	Primed	Softwood	N/A	TBC	TBC	No	n/a				TBC
Single Leaf Door Type 00 MHD	TBC	TBC	2100	1000	2089	986	TBC	30	45	10	TBC	TBC	TBC	Type 00 MHD	TBC	TBC	n/a	TBC	Clockwise	1	TBC	TBC	TBC	Yes	n/a	Primed	Softwood	N/A	TBC	TBC	No	n/a				TBC
Single Leaf Door Type 00 MHD	TBC	TBC	2100	1100	2089	1086	TBC	30	45	10	TBC	TBC	TBC	Type 00 MHD	TBC	TBC	n/a	TBC	Clockwise	1	TBC	TBC	TBC	Yes	n/a	Primed	Softwood	N/A	TBC	TBC	No	n/a				TBC
Single Leaf Door Type 00 MHD	TBC	TBC	2100	1200	2089	1186	TBC	30	45	10	TBC	TBC	TBC	Type 00 MHD	TBC	TBC	n/a	TBC	Clockwise	1	TBC	TBC	TBC	Yes	n/a	Primed	Softwood	N/A	TBC	TBC	No	n/a				TBC
Single Leaf Door Type 00 MHD	TBC	TBC	2100	1300	2089	1286	TBC	30	45	10	TBC	TBC	TBC	Type 00 MHD	TBC	TBC	n/a	TBC	Clockwise	1	TBC	TBC	TBC	Yes	n/a	Primed	Softwood	N/A	TBC	TBC	No	n/a				TBC